

INSTRUCTION MANUAL

R-134a Recharge
with A/C Leak Stop + UV Dye

LF134 & LF134H



English

TRACER PRODUCTS

A Division of Spectronics Corporation

www.tracerproducts.com

265 Spagnoli Road, #100, Melville, NY 11747 USA

800-641-1133 • 516-333-1254

Permanently seals pinhole leaks in accumulators/receivers evaporators/condensers, o-rings, and hoses while recharging the system

1. Setup

- Put on **safety glasses and gloves**.
- **Shake can vigorously** for 30 seconds.
- Start engine and set A/C to **MAX COOL**.
- Remove the **safety cap** from the can.

2. Connect

- Attach the included **recharge hose/adaptor**, or use a compatible self-sealing hose/adaptor.
- Hold can upright and **turn valve slowly to purge air from hose** with refrigerant. When you hear an **audible release of air**, close the valve.
- After purging, connect to **low-side service port**.

3. Charge System

- Turn can **upside down**. **Shake gently** while charging.
- Charge until empty (**about 5-15 minutes**), pausing to check A/C vents for cool air.
- ⚠️ **DO NOT OVERCHARGE**: stop once the can is empty, even if before 15 minutes.
- Once empty, **close the valve** and **wait 1 minute** before disconnecting.


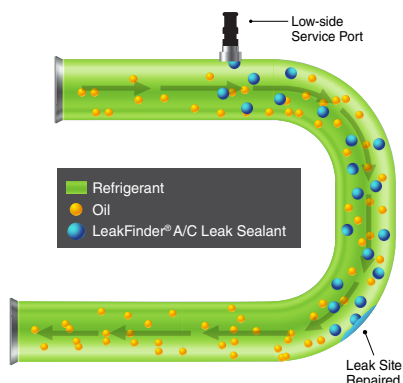


4. Find & Seal Leaks


- Run A/C for **15 minutes** to circulate dye.
- Use a **Tracerline or LeakFinder UV light** to inspect system components.
- Dye glows **yellow-green** (always wear safety glasses).
- Wipe area and recheck with UV light to **confirm seal**.
- If leaks remain, system may require professional service.



SCAN FOR
HOW-TO-USE
VIDEO



Leaking System



Leaks Repaired from
the Inside



READ ALL WARNINGS

HEALTH & FIRST AID

- **IF IN EYES:** rinse cautiously with water for several minutes and seek medical attention.
- **IF ON SKIN:** Exposure to skin may cause frostbite. Thaw frosted parts with lukewarm water (not hot). Do not rub affected area. Get immediate medical attention.
- **IF INHALED:** if high concentrations are inhaled, seek fresh air immediately. If having difficulty breathing provide oxygen and contact a physician immediately. If person is not breathing perform artificial respiration and call 911.

HANDLING & USE

- Contains refrigerant gas under pressure.
- May explode if heated.
- May cause cryogenic burns or injury.
- For servicing existing equipment only.
- Do not pierce or burn even after use.
- No smoking.
- Wear protective gloves and eye-wear when handling.

STORAGE & PROTECTION

- Protect from sunlight, store in a well-ventilated area (never in passenger cabin of vehicle).
- Do not expose to temperatures exceeding 50c/122f.
- Keep away from heat/sparks/open flames/hot surfaces.
- Keep out of reach of children.

SAFTY RISKS

- Avoid breathing vapor or mist. Avoid contact with skin and eyes.
- Intentional misuse by deliberately concentrating and inhaling contents may be harmful or fatal.
- Death can occur without warning.

TRACER PRODUCTS

A Division of Spectronics Corporation

www.tracerproducts.com

265 Spagnoli Road, #100, Melville, NY 11747 USA
800-641-1133 • 516-333-1254